

**FREE**

**MACHINE KNITTED BODICE  
WITH  
CROCHET HANKY HEM  
-LONG SLEEVE**


**ANINO OGUNJOBI**







# MACHINE KNITTED AND CROCHET



# HANKY HEM TOP

# MATERIALS NEEDED

Knitting Machine- Silver Reed SK280, standard gauge.

3MM Crochet Hook

Sewing Machine

A pair of Scissors

800 Grams Double Knit(DK) Yarn, 100% Acrylic

Sewing Pins

Sewing Thread to co-ordinate yarn

Crochet Stitch Gauge or Tension Swatch-

**Main Tensions      5.00 Stitches & 2.00 Rows per inch**

Machine Knitting Stitch Gauge or Tension Swatch-

**Main Tensions      27.03 Stitches & 45.45 Rows per 10 cm**

Watch the Video Tutorial on Anino TV YouTube:

**Machine knit and Crochet hanky hem top**

<https://youtu.be/VNNmGbPbDls>

Garment type :Sweater

Sleeve type :Set-in

Neck style - front :Vee

Neck style - back :Straight

To fit Chest : 91.9 cm + ease 9.9 cm

To fit Waist or hip : 97.0 cm + ease 5.1 cm

To fit Nape to garment length : 38.1 cm + ease 0.0 cm

To fit Arm length : 58.4 cm + ease 0.0 cm

To fit Upper arm : 29.5 cm + ease 9.9 cm

To fit Wrist : 16.5 cm + ease 8.4 cm

To fit Shoulder to shoulder : 35.6 cm + ease 1.0 cm

To fit Arm hole depth : 21.6 cm + ease 1.5 cm

Main Tensions 27.03 Stitches & 45.45 Rows per 10 cm

Tension dial setting or needle sizes

SK 280 tension 8

Notes about this shape file

100% acrylic dk yarn

# BACK

## Crochet hanky hem top machine knit long sleeve / (138s x 173r)

Set RC to 0.

Cast on LN69..RN69 (138)

R1:K138.

Rows 2-68: As row 1.

When knitting the next row: Dec 6 sts at right.

R69: K132.

When knitting the next row: Dec 6 sts at left.

R70: K126.

When knitting the next row: Dec 1 sts at left, Dec 1 sts at right.

R71: K124.

R72: As row 71 (without the shaping).

When knitting the next row: Dec 1 sts at left, Dec 1 sts at right.

R73: K122.

R74: As row 73 (without the shaping).

When knitting the next row: Dec 1 sts at left, Dec 1 sts at right.

R75: K120.

R76: As row 75 (without the shaping).

When knitting the next row: Dec 1 sts at left, Dec 1 sts at right.

R77: K118.

R78: As row 77 (without the shaping).

When knitting the next row: Dec 1 sts at left, Dec 1 sts at right.

R79: K116.

R80: As row 79 (without the shaping).

When knitting the next row: Dec 1 sts at left, Dec 1 sts at right.

R81: K114.

R82: As row 81 (without the shaping).

When knitting the next row: Dec 1 sts at left, Dec 1 sts at right.

R83: K112.

Rows 84-85: As row 83 (without the shaping).

When knitting the next row: Dec 1 sts at left, Dec 1 sts at right.

R86: K110.

## BACK CONTINUES -1

Rows 87-88: As row 86 (without the shaping).

When knitting the next row: Dec 1 sts at left, Dec 1 sts at right.

R89: K108.

Rows 90-91: As row 89 (without the shaping).

When knitting the next row: Dec 1 sts at left, Dec 1 sts at right.

R92: K106.

Rows 93-94: As row 92 (without the shaping).

When knitting the next row: Dec 1 sts at left, Dec 1 sts at right.

R95: K104.

Rows 96-97: As row 95 (without the shaping).

When knitting the next row: Dec 1 sts at left, Dec 1 sts at right.

R98: K102.

Rows 99-100: As row 98 (without the shaping).

When knitting the next row: Dec 1 sts at left, Dec 1 sts at right.

R101: K100.

Rows 102-103: As row 101 (without the shaping).

When knitting the next row: Dec 1 sts at left, Dec 1 sts at right.

R104: K98.

Rows 105-173: As row 104 (without the shaping).

Cast off remainder. End of piece.

# FRONT

## Crochet hanky hem top machine knit long sleeve / (138s x 173r)

Set RC to 0.

Cast on LN69..RN69 (138)

R1:K138.

Rows 2-68: As row 1.

When knitting the next row: Dec 6 sts at right.

R69: K132.

When knitting the next row: Dec 6 sts at left.

R70: K126.

When knitting the next row: Dec 1 sts at left, Dec 1 sts at right.

R71: K124.

R72: As row 71 (without the shaping).

When knitting the next row: Dec 1 sts at left, Dec 1 sts at right.

R73: K122.

R74: As row 73 (without the shaping).

When knitting the next row: Dec 1 sts at left, Dec 1 sts at right.

R75: K120.

R76: As row 75 (without the shaping).

When knitting the next row: Dec 1 sts at left, Dec 1 sts at right.

R77: K118.

R78: As row 77 (without the shaping).

When knitting the next row: Dec 1 sts at left, Dec 1 sts at right.

R79: K116.

R80: As row 79 (without the shaping).

When knitting the next row: Dec 1 sts at left, Dec 1 sts at right.

R81: K114.

R82: As row 81 (without the shaping).

When knitting the next row: Dec 1 sts at left, Dec 1 sts at right.

R83: K112.

Rows 84-85: As row 83 (without the shaping).

When knitting the next row: Dec 1 sts at left, Dec 1 sts at right.

R86: K110.



## FRONT CONTINUES -1

Rows 87-88: As row 86 (without the shaping).

When knitting the next row: Dec 1 sts at left, Dec 1 sts at right.

R89: K108.

Rows 90-91: As row 89 (without the shaping).

When knitting the next row: Dec 1 sts at left, Dec 1 sts at right.

R92: K106.

Rows 93-94: As row 92 (without the shaping).

When knitting the next row: Dec 1 sts at left, Dec 1 sts at right.

R95: K104.

Rows 96-97: As row 95 (without the shaping).

When knitting the next row: Dec 1 sts at left, Dec 1 sts at right.

R98: K102.

Rows 99-100: As row 98 (without the shaping).

When knitting the next row: Dec 1 sts at left, Dec 1 sts at right.

R101: K100.

Rows 102-103: As row 101 (without the shaping).

When knitting the next row: Dec 1 sts at left, Dec 1 sts at right.

R104: K98.

Rows 105-110: As row 104 (without the shaping).

When knitting the next row: Hold LN49..LN1.

R111: K49.

R112: As row 111 (without the shaping).

When knitting the next row: Dec 1 sts at left.

R113: K48.

R114: As row 113 (without the shaping).

When knitting the next row: Dec 1 sts at left.

R115: K47.

R116: As row 115 (without the shaping).

When knitting the next row: Dec 1 sts at left.

R117: K46.

R118: As row 117 (without the shaping).

When knitting the next row: Dec 1 sts at left.

## FRONT CONTINUES -2

R119: K45.

R120: As row 119 (without the shaping).

When knitting the next row: Dec 1 sts at left.

R121: K44.

R122: As row 121 (without the shaping).

When knitting the next row: Dec 1 sts at left.

R123: K43.

R124: As row 123 (without the shaping).

When knitting the next row: Dec 1 sts at left.

R125: K42.

R126: As row 125 (without the shaping).

When knitting the next row: Dec 1 sts at left.

R127: K41.

R128: As row 127 (without the shaping).

When knitting the next row: Dec 1 sts at left.

R129: K40.

R130: As row 129 (without the shaping).

When knitting the next row: Dec 1 sts at left.

R131: K39.

R132: As row 131 (without the shaping).

When knitting the next row: Dec 1 sts at left.

R133: K38.

R134: As row 133 (without the shaping).

When knitting the next row: Dec 1 sts at left.

R135: K37.

R136: As row 135 (without the shaping).

When knitting the next row: Dec 1 sts at left.

R137: K36.

R138: As row 137 (without the shaping).

When knitting the next row: Dec 1 sts at left.

R139: K35.

R140: As row 139 (without the shaping).

## FRONT CONTINUES -3

When knitting the next row: Dec 1 sts at left.

R141: K34.

R142: As row 141 (without the shaping).

When knitting the next row: Dec 1 sts at left.

R143: K33.

R144: As row 143 (without the shaping).

When knitting the next row: Dec 1 sts at left.

R145: K32.

R146: As row 145 (without the shaping).

When knitting the next row: Dec 1 sts at left.

R147: K31.

R148: As row 147 (without the shaping).

When knitting the next row: Dec 1 sts at left.

R149: K30.

R150: As row 149 (without the shaping).

When knitting the next row: Dec 1 sts at left.

R151: K29.

R152: As row 151 (without the shaping).

When knitting the next row: Dec 1 sts at left.

R153: K28.

Rows 154-155: As row 153 (without the shaping).

When knitting the next row: Dec 1 sts at left.

R156: K27.

Rows 157-158: As row 156 (without the shaping).

When knitting the next row: Dec 1 sts at left.

R159: K26.

Rows 160-161: As row 159 (without the shaping).

When knitting the next row: Dec 1 sts at left.

R162: K25.

Rows 163-164: As row 162 (without the shaping).

When knitting the next row: Dec 1 sts at left.

R165: K24.

## FRONT CONTINUES -4

Rows 166-167: As row 165 (without the shaping).

When knitting the next row: Dec 1 sts at left.

R168: K23.

Rows 169-170: As row 168 (without the shaping).

When knitting the next row: Dec 1 sts at left.

R171: K22.

Rows 172-173: As row 171 (without the shaping).

Cast off remainder. Then select Ready.

----- New section -----

Pick up 49

R111: K49.

R112: As row 111.

When knitting the next row: Dec 1 sts at right.

R113: K48.

R114: As row 113 (without the shaping).

When knitting the next row: Dec 1 sts at right.

R115: K47.

R116: As row 115 (without the shaping).

When knitting the next row: Dec 1 sts at right.

R117: K46.

R118: As row 117 (without the shaping).

When knitting the next row: Dec 1 sts at right.

R119: K45.

R120: As row 119 (without the shaping).

When knitting the next row: Dec 1 sts at right.

R121: K44.

R122: As row 121 (without the shaping).

When knitting the next row: Dec 1 sts at right.

R123: K43.

R124: As row 123 (without the shaping).

When knitting the next row: Dec 1 sts at right.

R125: K42.

## FRONT CONTINUES -5

R126: As row 125 (without the shaping).

When knitting the next row: Dec 1 sts at right.

R127: K41.

R128: As row 127 (without the shaping).

When knitting the next row: Dec 1 sts at right.

R129: K40.

R130: As row 129 (without the shaping).

When knitting the next row: Dec 1 sts at right.

R131: K39.

R132: As row 131 (without the shaping).

When knitting the next row: Dec 1 sts at right.

R133: K38.

R134: As row 133 (without the shaping).

When knitting the next row: Dec 1 sts at right.

R135: K37.

R136: As row 135 (without the shaping).

When knitting the next row: Dec 1 sts at right.

R137: K36.

R138: As row 137 (without the shaping).

When knitting the next row: Dec 1 sts at right.

R139: K35.

R140: As row 139 (without the shaping).

When knitting the next row: Dec 1 sts at right.

R141: K34.

R142: As row 141 (without the shaping).

When knitting the next row: Dec 1 sts at right.

R143: K33.

R144: As row 143 (without the shaping).

When knitting the next row: Dec 1 sts at right.

R145: K32.

R146: As row 145 (without the shaping).

When knitting the next row: Dec 1 sts at right.

## FRONT CONTINUES -6

R147: K31.

R148: As row 147 (without the shaping).

When knitting the next row: Dec 1 sts at right.

R149: K30.

R150: As row 149 (without the shaping).

When knitting the next row: Dec 1 sts at right.

R151: K29.

R152: As row 151 (without the shaping).

When knitting the next row: Dec 1 sts at right.

R153: K28.

Rows 154-155: As row 153 (without the shaping).

When knitting the next row: Dec 1 sts at right.

R156: K27.

Rows 157-158: As row 156 (without the shaping).

When knitting the next row: Dec 1 sts at right.

R159: K26.

Rows 160-161: As row 159 (without the shaping).

When knitting the next row: Dec 1 sts at right.

R162: K25.

Rows 163-164: As row 162 (without the shaping).

When knitting the next row: Dec 1 sts at right.

R165: K24.

Rows 166-167: As row 165 (without the shaping).

When knitting the next row: Dec 1 sts at right.

R168: K23.

Rows 169-170: As row 168 (without the shaping).

When knitting the next row: Dec 1 sts at right.

R171: K22.

Rows 172-173: As row 171 (without the shaping).

Cast off remainder. End of piece.

# LEFT SLEEVE

**Crochet hanky hem top machine knit long sleeve / (106s x 271r)**

Set RC to 0.

Cast on LN34..RN34 (68).

R1:K68.

Rows 2-10: As row 1.

When knitting the next row: Inc 1 sts at left, Inc 1 sts at right.

R11: K70.

Rows 12-20: As row 11 (without the shaping).

When knitting the next row: Inc 1 sts at left, Inc 1 sts at right.

R21: K72.

Rows 22-30: As row 21 (without the shaping).

When knitting the next row: Inc 1 sts at left, Inc 1 sts at right.

R31: K74.

Rows 32-40: As row 31 (without the shaping).

When knitting the next row: Inc 1 sts at left, Inc 1 sts at right.

R41: K76.

Rows 42-50: As row 41 (without the shaping).

When knitting the next row: Inc 1 sts at left, Inc 1 sts at right.

R51: K78.

Rows 52-60: As row 51 (without the shaping).

When knitting the next row: Inc 1 sts at left, Inc 1 sts at right.

R61: K80.

Rows 62-70: As row 61 (without the shaping).

When knitting the next row: Inc 1 sts at left, Inc 1 sts at right.

R71: K82.

Rows 72-80: As row 71 (without the shaping).

When knitting the next row: Inc 1 sts at left, Inc 1 sts at right.

R81: K84.

Rows 82-90: As row 81 (without the shaping).

When knitting the next row: Inc 1 sts at left, Inc 1 sts at right.

R91: K86.

Rows 92-100: As row 91 (without the shaping).

## LEFT SLEEVE CONTINUES -1

When knitting the next row: Inc 1 sts at left, Inc 1 sts at right.

R101: K88.

Rows 102-110: As row 101 (without the shaping).

When knitting the next row: Inc 1 sts at left, Inc 1 sts at right.

R111: K90.

Rows 112-120: As row 111 (without the shaping).

When knitting the next row: Inc 1 sts at left, Inc 1 sts at right.

R121: K92.

Rows 122-130: As row 121 (without the shaping).

When knitting the next row: Inc 1 sts at left, Inc 1 sts at right.

R131: K94.

Rows 132-140: As row 131 (without the shaping).

When knitting the next row: Inc 1 sts at left, Inc 1 sts at right.

R141: K96.

Rows 142-150: As row 141 (without the shaping).

When knitting the next row: Inc 1 sts at left, Inc 1 sts at right.

R151: K98.

Rows 152-160: As row 151 (without the shaping).

When knitting the next row: Inc 1 sts at left, Inc 1 sts at right.

R161: K100.

Rows 162-170: As row 161 (without the shaping).

When knitting the next row: Inc 1 sts at left, Inc 1 sts at right.

R171: K102.

Rows 172-180: As row 171 (without the shaping).

When knitting the next row: Inc 1 sts at left, Inc 1 sts at right.

R181: K104.

Rows 182-190: As row 181 (without the shaping).

When knitting the next row: Inc 1 sts at left, Inc 1 sts at right.

R191: K106.

Rows 192-200: As row 191 (without the shaping).

When knitting the next row: Dec 5 sts at right.

R201: K101.



## LEFT SLEEVE CONTINUES -2

When knitting the next row: Dec 6 sts at left, Dec 1 sts at right.

R202: K94.

When knitting the next row: Dec 1 sts at left, Dec 1 sts at right.

R203: K92.

When knitting the next row: Dec 1 sts at left, Dec 1 sts at right.

R204: K90.

When knitting the next row: Dec 1 sts at left, Dec 1 sts at right.

R205: K88.

R206: As row 205 (without the shaping).

When knitting the next row: Dec 1 sts at left, Dec 1 sts at right.

R207: K86.

R208: As row 207 (without the shaping).

When knitting the next row: Dec 1 sts at left, Dec 1 sts at right.

R209: K84.

R210: As row 209 (without the shaping).

When knitting the next row: Dec 1 sts at left, Dec 1 sts at right.

R211: K82.

R212: As row 211 (without the shaping).

When knitting the next row: Dec 1 sts at left, Dec 1 sts at right.

R213: K80.

R214: As row 213 (without the shaping).

When knitting the next row: Dec 1 sts at left, Dec 1 sts at right.

R215: K78.

R216: As row 215 (without the shaping).

When knitting the next row: Dec 1 sts at left, Dec 1 sts at right.

R217: K76.

R218: As row 217 (without the shaping).

When knitting the next row: Dec 1 sts at left, Dec 1 sts at right.

R219: K74.

Rows 220-221: As row 219 (without the shaping).

When knitting the next row: Dec 1 sts at left, Dec 1 sts at right.

R222: K72.

## LEFT SLEEVE CONTINUES -3

Rows 223-224: As row 222 (without the shaping).

When knitting the next row: Dec 1 sts at left, Dec 1 sts at right.

R225: K70.

Rows 226-227: As row 225 (without the shaping).

When knitting the next row: Dec 1 sts at left, Dec 1 sts at right.

R228: K68.

Rows 229-230: As row 228 (without the shaping).

When knitting the next row: Dec 1 sts at left, Dec 1 sts at right.

R231: K66.

Rows 232-233: As row 231 (without the shaping).

When knitting the next row: Dec 1 sts at left, Dec 1 sts at right.

R234: K64.

Rows 235-236: As row 234 (without the shaping).

When knitting the next row: Dec 1 sts at left, Dec 1 sts at right.

R237: K62.

Rows 238-239: As row 237 (without the shaping).

When knitting the next row: Dec 1 sts at left, Dec 1 sts at right.

R240: K60.

Rows 241-242: As row 240 (without the shaping).

When knitting the next row: Dec 1 sts at left, Dec 1 sts at right.

R243: K58.

Rows 244-245: As row 243 (without the shaping).

When knitting the next row: Dec 1 sts at left, Dec 1 sts at right.

R246: K56.

Rows 247-248: As row 246 (without the shaping).

When knitting the next row: Dec 1 sts at left, Dec 1 sts at right.

R249: K54.

Rows 250-251: As row 249 (without the shaping).

When knitting the next row: Dec 1 sts at left, Dec 1 sts at right.

R252: K52.

R253: As row 252 (without the shaping).

When knitting the next row: Dec 1 sts at left, Dec 1 sts at right.

## LEFT SLEEVE CONTINUES -4

R254: K50.

R255: As row 254 (without the shaping).

When knitting the next row: Dec 1 sts at left, Dec 1 sts at right.

R256: K48.

R257: As row 256 (without the shaping).

When knitting the next row: Dec 1 sts at left, Dec 1 sts at right.

R258: K46.

R259: As row 258 (without the shaping).

When knitting the next row: Dec 1 sts at left, Dec 1 sts at right.

R260: K44.

R261: As row 260 (without the shaping).

When knitting the next row: Dec 1 sts at left, Dec 1 sts at right.

R262: K42.

R263: As row 262 (without the shaping).

When knitting the next row: Dec 1 sts at left, Dec 1 sts at right.

R264: K40.

R265: As row 264 (without the shaping).

When knitting the next row: Dec 1 sts at left, Dec 1 sts at right.

R266: K38.

R267: As row 266 (without the shaping).

When knitting the next row: Dec 1 sts at left, Dec 1 sts at right.

R268: K36.

R269: As row 268 (without the shaping).

When knitting the next row: Dec 1 sts at left, Dec 1 sts at right.

R270: K34.

When knitting the next row: Dec 1 sts at left, Dec 1 sts at right.

R271: K32.

Cast off remainder. End of piece.

# SLEEVE RIGHT

**Crochet hanky hem top machine knit long sleeve / (106s x 271r)**

Set RC to 0.

Cast on LN34..RN34 (68).

R1:K68.

Rows 2-10: As row 1.

When knitting the next row: Inc 1 sts at left, Inc 1 sts at right.

R11: K70.

Rows 12-20: As row 11 (without the shaping).

When knitting the next row: Inc 1 sts at left, Inc 1 sts at right.

R21: K72.

Rows 22-30: As row 21 (without the shaping).

When knitting the next row: Inc 1 sts at left, Inc 1 sts at right.

R31: K74.

Rows 32-40: As row 31 (without the shaping).

When knitting the next row: Inc 1 sts at left, Inc 1 sts at right.

R41: K76.

Rows 42-50: As row 41 (without the shaping).

When knitting the next row: Inc 1 sts at left, Inc 1 sts at right.

R51: K78.

Rows 52-60: As row 51 (without the shaping).

When knitting the next row: Inc 1 sts at left, Inc 1 sts at right.

R61: K80.

Rows 62-70: As row 61 (without the shaping).

When knitting the next row: Inc 1 sts at left, Inc 1 sts at right.

R71: K82.

Rows 72-80: As row 71 (without the shaping).

When knitting the next row: Inc 1 sts at left, Inc 1 sts at right.

R81: K84.

Rows 82-90: As row 81 (without the shaping).

When knitting the next row: Inc 1 sts at left, Inc 1 sts at right.

R91: K86.

Rows 92-100: As row 91 (without the shaping).

## RIGHT SLEEVE CONTINUES -1

When knitting the next row: Inc 1 sts at left, Inc 1 sts at right.

R101: K88.

Rows 102-110: As row 101 (without the shaping).

When knitting the next row: Inc 1 sts at left, Inc 1 sts at right.

R111: K90.

Rows 112-120: As row 111 (without the shaping).

When knitting the next row: Inc 1 sts at left, Inc 1 sts at right.

R121: K92.

Rows 122-130: As row 121 (without the shaping).

When knitting the next row: Inc 1 sts at left, Inc 1 sts at right.

R131: K94.

Rows 132-140: As row 131 (without the shaping).

When knitting the next row: Inc 1 sts at left, Inc 1 sts at right.

R141: K96.

Rows 142-150: As row 141 (without the shaping).

When knitting the next row: Inc 1 sts at left, Inc 1 sts at right.

R151: K98.

Rows 152-160: As row 151 (without the shaping).

When knitting the next row: Inc 1 sts at left, Inc 1 sts at right.

R161: K100.

Rows 162-170: As row 161 (without the shaping).

When knitting the next row: Inc 1 sts at left, Inc 1 sts at right.

R171: K102.

Rows 172-180: As row 171 (without the shaping).

When knitting the next row: Inc 1 sts at left, Inc 1 sts at right.

R181: K104.

Rows 182-190: As row 181 (without the shaping).

When knitting the next row: Inc 1 sts at left, Inc 1 sts at right.

R191: K106.

Rows 192-200: As row 191 (without the shaping).

When knitting the next row: Dec 5 sts at right.

R201: K101.

## RIGHT SLEEVE CONTINUES -2

When knitting the next row: Dec 6 sts at left, Dec 1 sts at right.

R202: K94.

When knitting the next row: Dec 1 sts at left, Dec 1 sts at right.

R203: K92.

When knitting the next row: Dec 1 sts at left, Dec 1 sts at right.

R204: K90.

When knitting the next row: Dec 1 sts at left, Dec 1 sts at right.

R205: K88.

R206: As row 205 (without the shaping).

When knitting the next row: Dec 1 sts at left, Dec 1 sts at right.

R207: K86.

R208: As row 207 (without the shaping).

When knitting the next row: Dec 1 sts at left, Dec 1 sts at right.

R209: K84.

R210: As row 209 (without the shaping).

When knitting the next row: Dec 1 sts at left, Dec 1 sts at right.

R211: K82.

R212: As row 211 (without the shaping).

When knitting the next row: Dec 1 sts at left, Dec 1 sts at right.

R213: K80.

R214: As row 213 (without the shaping).

When knitting the next row: Dec 1 sts at left, Dec 1 sts at right.

R215: K78.

R216: As row 215 (without the shaping).

When knitting the next row: Dec 1 sts at left, Dec 1 sts at right.

R217: K76.

R218: As row 217 (without the shaping).

When knitting the next row: Dec 1 sts at left, Dec 1 sts at right.

R219: K74.

Rows 220-221: As row 219 (without the shaping).

When knitting the next row: Dec 1 sts at left, Dec 1 sts at right.

R222: K72.

## RIGHT SLEEVE CONTINUES -3

Rows 223-224: As row 222 (without the shaping).

When knitting the next row: Dec 1 sts at left, Dec 1 sts at right.

R225: K70.

Rows 226-227: As row 225 (without the shaping).

When knitting the next row: Dec 1 sts at left, Dec 1 sts at right.

R228: K68.

Rows 229-230: As row 228 (without the shaping).

When knitting the next row: Dec 1 sts at left, Dec 1 sts at right.

R231: K66.

Rows 232-233: As row 231 (without the shaping).

When knitting the next row: Dec 1 sts at left, Dec 1 sts at right.

R234: K64.

Rows 235-236: As row 234 (without the shaping).

When knitting the next row: Dec 1 sts at left, Dec 1 sts at right.

R237: K62.

Rows 238-239: As row 237 (without the shaping).

When knitting the next row: Dec 1 sts at left, Dec 1 sts at right.

R240: K60.

Rows 241-242: As row 240 (without the shaping).

When knitting the next row: Dec 1 sts at left, Dec 1 sts at right.

R243: K58.

Rows 244-245: As row 243 (without the shaping).

When knitting the next row: Dec 1 sts at left, Dec 1 sts at right.

R246: K56.

Rows 247-248: As row 246 (without the shaping).

When knitting the next row: Dec 1 sts at left, Dec 1 sts at right.

R249: K54.

Rows 250-251: As row 249 (without the shaping).

When knitting the next row: Dec 1 sts at left, Dec 1 sts at right.

R252: K52.

R253: As row 252 (without the shaping).

When knitting the next row: Dec 1 sts at left, Dec 1 sts at right.

## RIGHT SLEEVE CONTINUES -4

R254: K50.

R255: As row 254 (without the shaping).

When knitting the next row: Dec 1 sts at left, Dec 1 sts at right.

R256: K48.

R257: As row 256 (without the shaping).

When knitting the next row: Dec 1 sts at left, Dec 1 sts at right.

R258: K46.

R259: As row 258 (without the shaping).

When knitting the next row: Dec 1 sts at left, Dec 1 sts at right.

R260: K44.

R261: As row 260 (without the shaping).

When knitting the next row: Dec 1 sts at left, Dec 1 sts at right.

R262: K42.

R263: As row 262 (without the shaping).

When knitting the next row: Dec 1 sts at left, Dec 1 sts at right.

R264: K40.

R265: As row 264 (without the shaping).

When knitting the next row: Dec 1 sts at left, Dec 1 sts at right.

R266: K38.

R267: As row 266 (without the shaping).

When knitting the next row: Dec 1 sts at left, Dec 1 sts at right.

R268: K36.

R269: As row 268 (without the shaping).

When knitting the next row: Dec 1 sts at left, Dec 1 sts at right.

R270: K34.





When knitting the next row: Dec 1 sts at left, Dec 1 sts at right.

R271: K32.

Cast off remainder. End of piece.



# CROCHET TRIANGLES FOR HANKY HEM (Make 4)



# CROCHET TRIANGLES FOR HANKY HEM (Make 4)

## INSTRUCTIONS

### Abbreviation

**DC = double crochet.**

**CH = chain**

**Row 1:** Holding 1 strand of yarn, make 3 CH.

**Row 2:** 2 dc into first ch space and then 1 ch, 3dc into next ch space.

**Row 3:** 1 ch, 3 dc into first space and then 1 ch, 3dc into the next space.

**Row 4:** 1ch, 3 dc into the space between the last two dc of the previous row.  
1 ch, 3dc into ch space of previous row and then 1 ch 3 dc into the space between the first two dcs of the previous row.

**Row 5:** Continue in this pattern until you have reached desired length and width.  
( I made 30 rows).

Cast off.

Weave in loose ends.

## FINISHING

Sew the back shoulders of the bodice to the front shoulders of the bodice.

Sew the sleeves to the bodice. Sew the sides of the bodice.

Pin the crochet triangles pieces to the hem of the bodice and then sew.

Watch the Video Tutorial on Anino TV YouTube:

**Machine knit and Crochet hanky hem top**

<https://youtu.be/VNNmGbPbDls>

