



CRAFTERS
TV

CRAFTERS TV'S KNITWEAR CROCHETED RULER LACE KAFTAN

WEBSITE: WWW.CRAFTERSTV.COM
BLOG: WWW.ANINOOGUNJOBI.COM



by

ANINO OGUNJOBI



CROCHETED RULER LACE- KAFTAN

Materials Needed

Crochet Hook- 4.5mm

Yarn- Aran 3 x 400g (You can use any yarn of your choice)

Metric ruler- 24 inches

Tapestry needle or sewing machine

Coordinating sewing thread

Sewing pins

Measurement Size 8-12: Width- 76 , Height- 132 Centimetres.

Tension: 4 stitches per inch, 1 Row per inch (14.76 stitches, 4.43 rows per 10 Centimeters).

Abbreviation

DC: Double Crochet (UK)

Instructions

Foundation row: Make 191 chain.

Row 1: Make 1 dc into the 2nd chain space from the hook. Make 1 dc into each chain space across.

Row 2: Insert hook into dc of the previous row, pull a loop and then place it on the metric ruler (190 loops on ruler).

Row 3: Insert hook from right to left through 5 loops. Wind yarn around hook, draw a loop through the 5 loops.
Make 5 dc into the 5 loops. Repeat across all loops on the ruler until ruler contains no more loops.

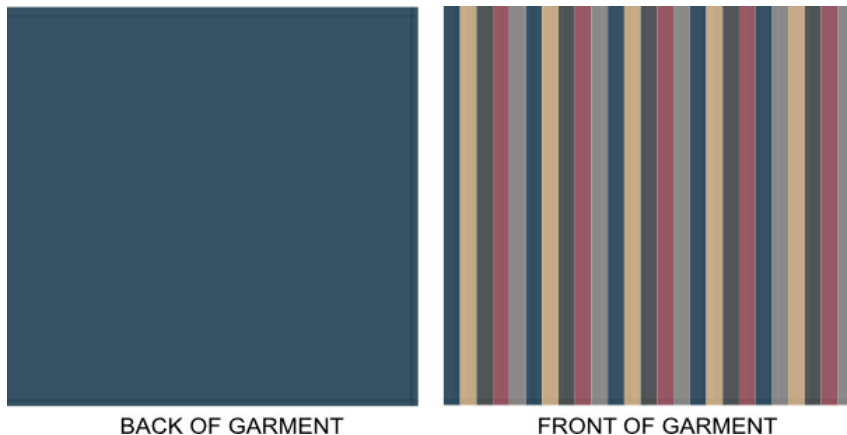
Row 4:

Repeat until row 34. Cast off.

Watch the video demonstration on Anino TV or Crafters TV YouTube

Joining the Garment

1. Place the front and back of garment together.



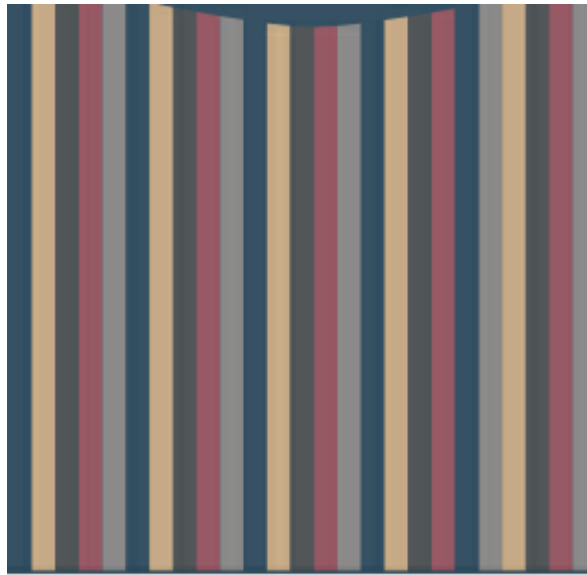


Image 1b

2. Measure the neck region for the opening and then place a marker on the left and right side

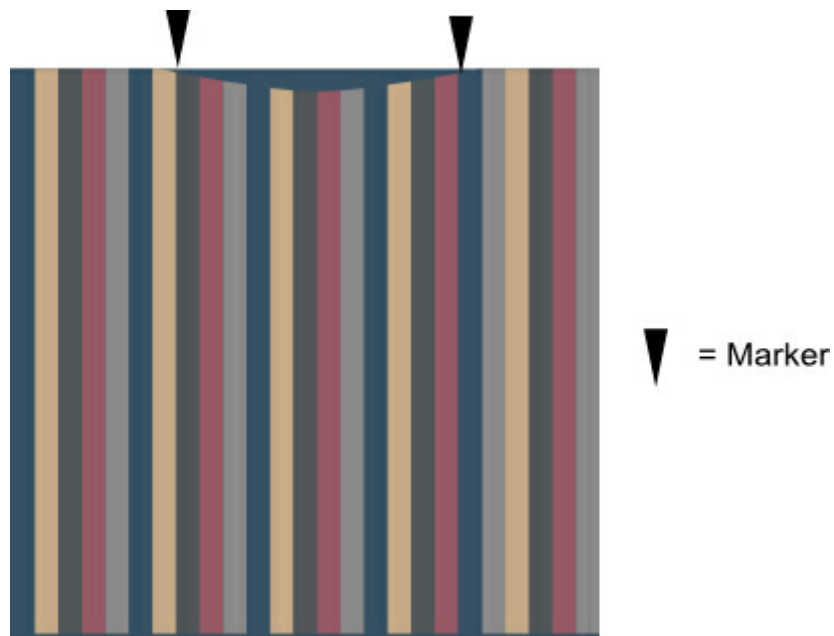


Image 2

3. Measure the left shoulder to the left neck marker and repeat for the right side.

4. Pin the front and back left shoulders of the garment together. Repeat for the right side. Sew the shoulders.

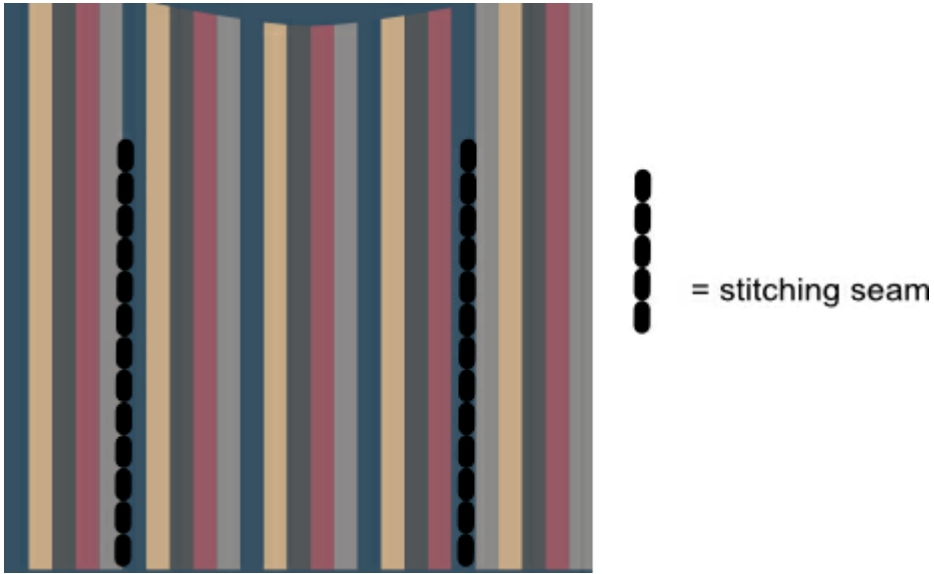
5. Turn the garment - seam side inside while right side is out.

Measure from the shoulder to the underarm of the garment. Place a marker there.

Repeat for the right side of the garment.

TO CREATE THE BUTTERFLY EFFECT

6. Pin from under arm to the base of the garment(make sure to sew on the dc stitches to conceal or hide the sewn stitches). Move four rows from the side of the garment inward.



7. Sew.

Watch the video on Anino TV or Crafters TV for demonstration

LINKS

Crafters TV Youtube: <https://youtu.be/x9rOVSBZx0c>

Anino TV YouTube: <https://youtu.be/VDs-MQTscpQ>

Blog: <https://aninoogunjobi.com/>

Website: <https://crafterstv.com/>